

Themes

Frogs and Friends




Croak! Croak! Invite children to learn about our pond-loving friends and the freshwater habitat they call "home." Frogs, toads, turtles, ducks, and fish are among the creatures explored. Children will learn about metamorphosis, water plants, and insects as well.

Beach Vacation

Grab a towel and a beach umbrella—it's time for a vacation! Children will learn all about islands, ocean creatures, and seashells during this theme. Build sandcastles, bounce beach balls, and take a pretend airplane trip together. Even imaginary vacations can be fun and relaxing!

Alphabet Words

insects, jeep, kettle, lizard, milk, nest,
orange, pig, quarter

Color/Shape	Letters/ Numbers
  	li–Qq 9–14

Sign Language



Learn with Me!

• Playdough Pond Animals

Ask your child to share what they have learned about ponds and the animals that live in them. Using that conversation as inspiration, gather playdough to create frogs, turtles, and other pond creatures they recall. Talk about animal characteristics to encourage your child to add fun details to their creations. Use the playdough pond creatures to share songs, stories, or pretend play together.


• Beach Salt Water

Water play and exploration is often a favorite among children. Invite your child to join you in creating your own beach salt water. Add water and salt to a container and mix. Taste the water before and after adding the salt for discovery and comparison. Add sand, seashells, and a few drops of blue food coloring as final touches for a nice beach water look. Talk about how the water changed flavor and color, move the container gently to create waves, and explore as your child wishes.

My Project: Baby Turtle

When I bring this project home, we can:

- Talk about the turtle's body parts.
- Learn about types of turtles by reading books.
- Say "turtle" and think of possible words that rhyme.



My Project: Seashell Collection

When I bring this project home, we can:

- Compare the different seashells.
- Count the number of seashells aloud.
- Search for rocks or other objects that we can paint, decorate, and turn into pretend seashells.



FAMILY CONNECTION

Book List

**National Geographic
Readers: In the Pond**

by Aubre Andrus

Fanatical About Frogs

by Owen Davey

There's a Hole in the Log on the Bottom of the Lake

by Loren Long

Over and Under the Pond

by Kate Messner

Ten Little Sandpipers

by Kim Ann

This Beach Is Loud!

by Samantha Cotterill

The Sandcastle That Lola Built

by Megan Maynor

Hot Dog

by Doug Salati

Songs

Green Song

Sung to "Skip to My Lou"

Green, green, the grass is green,
A jumping frog and a long string bean,
The juiciest apple you've ever seen,
Green, green, green, my darling.



Let's Go to the Beach

Sung to "Row, Row, Row Your Boat"

Let's go to the beach.
We'll play and swim and run.
Let's build some castles in the sand.
The day will be so fun!

Let's go to the beach.
We'll splash and float around.
Let's build some castles in the sand.
The day will be so fun!



Recipe

Fresh Blueberry Sauce

2 cups fresh blueberries

1/3 cup sugar

1 T. fresh lemon juice

¼ tsp. salt

½ tsp. vanilla extract



Wash and crush the blueberries. Add sugar, lemon juice, and salt. Mix well. In a small saucepan, bring the blueberry mixture to a boil for one minute. Add the vanilla extract, and chill. Serve over fruit, cottage cheese, or plain/frozen yogurt.

Reminders

This image shows a single sheet of white paper with horizontal blue ruling lines. The lines are evenly spaced and run across the width of the page. There are no margins, text, or other markings on the paper.